

# PALISADE



# Design.

From any angle, PALISADE projects the look of authority. From the bold grille to the futuristic design of the alloy wheels, every detail conveys a premium look and feel. The uniquely configured Daytime Running Lights add extra emphasis to the wide, stable stance. For stylistic unity and harmony, rear combination lamps mirror the design of the front LEDs.



Full LED headlamps / Dark chrome radiator grille



20" Alloy wheels



LED rear combination lamps\*

\*Only available on the Petrol variants.





Pictures are for illustration purposes only. Actual units may differ. Terms & conditions apply.





Pictures are for illustration purposes only. Actual units may differ. Terms & conditions apply.

# Get it all done in style.

There's a busy day ahead: school runs, fitness club, lunch with friends and shopping. When there's so much to do and so little time to do it, Palisade helps you get it all done and in high style. Safety, comfort and convenience features are all well-thought-out and take much of the stress out of driving. Palisade lets you relax, focus on the important things and makes life a whole lot easier.



Dark chrome radiator grille



Full LED headlamps



Hidden lighting turn signal lamp



LED outside mirror repeaters



Puddle lamp



Dual sunroof



Rear fog lamps



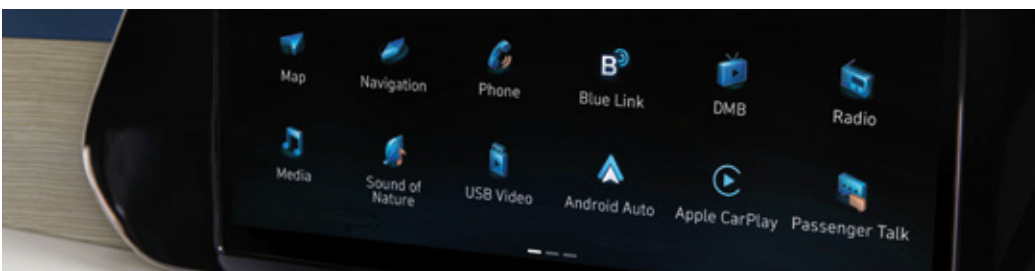
Full LED rear combination lamps\*

\*Only available on the Petrol variants.



# Convenience.

The center of attention is the 12.3-inch supervision full digital cluster that presents graphics and text in crisp, colorful detail. Another 12.3-inch display supports split-screen display so you can easily check your route and direction, see music/radio information, and more all at once. The display pairs effortlessly with your smartphone to provide access to your favorite apps while on the road.



12.3" Touchscreen infotainment system with Apple CarPlay® and Android® Auto



Full auto air conditioning system



Three-zone, Independent-control, fully automatic air conditioning



6x USB charging ports (Type-C)



Ventilated and heated 1st row & 2nd row seats\*



Wireless smartphone charger



Integrated Memory System\*\*



Leatherette door armrest



Memory Driver Seat 12-Way  
(with Cusion Extension & Lumbar Support)

\*2nd row ventilated and heated seats only available for Luxury variants. \*\*Only for driver seat.



Pictures are for illustration purposes only. Actual units may differ. Terms & conditions apply.





Pictures are for illustration purposes only. Actual units may differ. Terms & conditions apply.





2nd and  
3rd row folded

3rd row folded and  
2nd row folded 60%

3rd row folded and  
2nd row folded 40%

3rd row folded

8-seater

Seat adjustment mechanisms are designed for one-touch convenience. The second-row seats slide forward at the press of a button, making entry and exit easier for third-row passengers.



Smart one-touch walk-in button



Smart power tailgate

# Performance.

When you put your foot down to execute a passing maneuver, you can count on PALISADE to deliver all the power you need. PALISADE's gasoline and diesel engines are mated to a revised 8-speed automatic transmission that features new friction reduction technologies for smoother, quieter shifting and better fuel efficiency. The same gearbox is applied to the diesel engine. HTRAC, Hyundai's all-wheel drive system, is equipped with a multi-terrain controller that improves off-road escape performance.



**R2.2 VGT Diesel Engine**

200 Maximum power  
PS/3,800rpm  
440 Maximum torque  
kgf-m/1,750~2,750rpm



**Lambda II 3.8 GDI (ATK)  
Gasoline Engine**

295 Maximum power  
PS/6,000rpm  
355 Maximum torque  
kgf-m/5,200rpm

\* Features and specifications may vary by market. Please consult your local dealer.



**HTRAC** HTRAC All-Wheel Drive & Multi Terrain Control



8-speed shift-by-wire automatic transmission





Pictures are for illustration purposes only. Actual units may differ. Terms & conditions apply.

# Explore the limits.

Wherever your journey takes you on or off-road Palisade proves itself to be a highly capable performer thanks to the innovative HTRAC all-wheel-drive system and Multi-Terrain Control\*. Whether you're cruising along city streets or over the roughest terrain, Palisade handles the task with equal ease.



## Multi Terrain Control\*

When the going gets tough, SNOW, MUD and SAND modes assure optimal tire traction over different types of rough terrain. A quick glance at the center cluster or AVN will confirm terrain mode status.







## SNOW

### SNOW Mode

Simply select Snow Mode on the Multi-Terrain Control\* and HTRAC's advanced AWD system employs variable power delivery to the rear wheels to optimize tire traction on slippery snow-covered roads.



## MUD

### MUD Mode

Ensures maximum traction even on muddy roads thanks to the new coupling unit provides electronically controlled torque distribution among the four wheels. On sensing individual wheel slip, the smart controller automatically compensates by increasing torque to the wheels with greater traction.



## SAND

### SAND Mode

The smart controller automatically adjusts the power distribution ratio between the front/rear axles and will automatically allocate the correct amount of torque and/or braking power to individual wheels to ensure the highest level of safety on sand covered surfaces.

## Drive Mode

A simple push of the button switches between Drive and Terrain modes. Turn the knob to select the mode that suits you best: COMFORT for everyday driving, ECO for optimal fuel efficiency, SPORT for quicker acceleration or SMART which employs a learning algorithm that automatically adjusts gear shift intervals based on recent driving patterns.

## COMFORT

## ECO

## SPORT

## SMART





Pictures are for illustration purposes only. Actual units may differ. Terms & conditions apply.



# A real handful.

It's time for that big family trip and you've got a lot on your hands. But with Palisade's smart safety features, you get peace of mind knowing that you and your loved ones are protected by a 6-airbag system and a range of smart safety features that are unprecedented in the Palisade segment.



## 6-airbag system

Palisade offers 6 airbags: the driver and front passenger get a pair of front airbags plus a pair of side airbags to protect the thorax and pelvic areas while left and right curtain airbags offer head protection for all cabin occupants.



## Three-zone, Independent-control, fully automatic air conditioning

Palisade features independent heating and cooling systems for the second-row seats, dual fully automatic air conditioning system for the front seats, and adjustable overhead vents that work in tandem with floor vents to help ensure maximum comfort throughout the entire cabin.



## Head-Up Display (HUD)

# Hyundai SmartSense™

With Hyundai SmartSense™, our cutting-edge Advanced Driver Assistance Systems, Palisade is equipped with the latest active safety technologies built to provide you with more safety and peace of mind.



## Forward Collision-Avoidance Assist - Junction Turning (FCA-JT)

While driving if there is a risk of collision with an oncoming vehicle while turning right at an intersection, it automatically assist with emergency braking.



## Forward Collision-Avoidance Assist (FCA)

If the preceding vehicle suddenly slow down, or if a forward collision risk is detected, such as a stopped vehicle, a pedestrian or a cyclist in front, it provides a warning. After the warning, if the risk of collision increases, it automatically assists with emergency braking.



## Blind Spot Collision Warning (BCW)

When operating the turn signal switch to change lanes, if there is a risk of collision with a rear side vehicle, it provides a warning. If exiting a parallel parking spot and there is a risk of collision with a rear side vehicle, it automatically assists with emergency braking.





#### Safe Exit Assist (SEA)

When the occupant opens the door to exit the vehicle after a stop, if an approaching vehicle from the rear side is detected, it provides a warning. It also helps keep the rear door closed through operation of the electronic child lock.



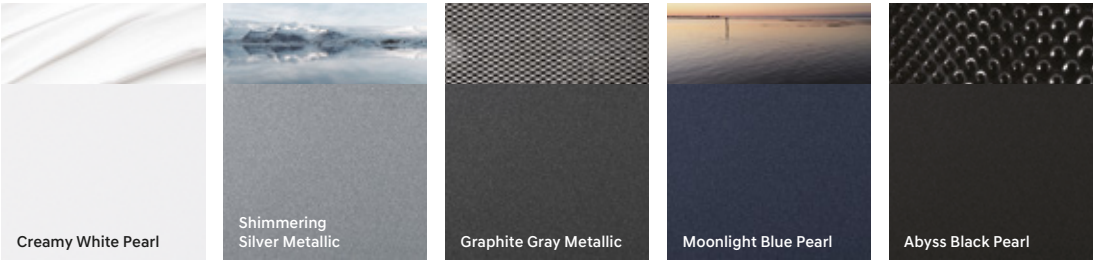
#### Lane Following Assist (LFA)

Lane Following Assist helps center the vehicle in the lane.

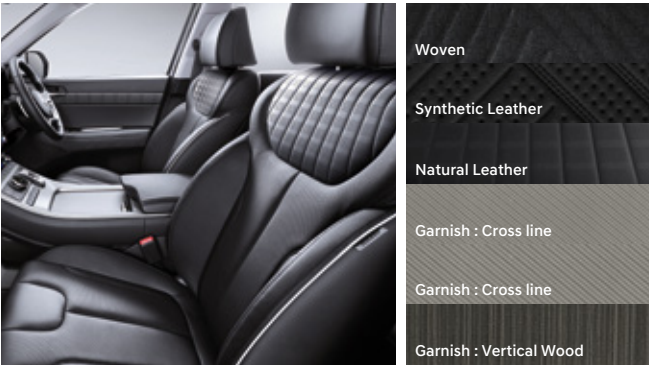
#### Parking Distance Warning (PDW)

Parking Distance Warning warns against collisions with objects around the vehicle at low speeds.

# Exterior colours



# Interior colours



Black Mono-tone Interior

Navy + Warm Gray Color Package Interior

Burgundy Color Package Interior



1,975



965 (+20)      2,900      1,130 (-5)

4,995



Unit: mm

1,750

Pictures are for illustration purposes only. Actual units may differ. Terms & conditions apply.



# Specifications

Type	Palisade 3.8GDI		Palisade 2.2 Diesel	
	7 Seaters	8 Seaters	7 Seaters	8 Seaters
Engine	3.8 Lambda II GDI V6		R2.2 CRDi In-line 4	
Displacement (cc)	3,778		2,199	
Bore x Stroke (mm)	87 X 96		85.4 X 96	
Compression Ratio	13.0 : 1		16.0 : 1	
Max Power (PS/rpm)	295/6,000		200/3,800	
Max Torque (Nm/rpm)	355/5,200		440/1,750–2,750	
Max Speed (km/h)	210		190	
Acceleration (0-100km/h) (sec)	7.8		10.2	
Drive System	2 Wheel Drive (FWD)		Active on-Demand AWD	
Transmission	8-Speed Automatic (Shift-by-Wire)			
Dimension				
O.A.L (mm)			4,995	
O.A.W (mm)			1,975	
O.A.H (mm)			1,750	
Wheelbase (mm)			2,900	
Suspension				
Front			MacPherson Strut	
Rear			Multi-Link	
Brakes				
Front Brake Type			Ventilated Disc 18"	
Rear Brake Type			Ventilated Disc 17"	
Electronic Parking Brake			Equipped with Auto Hold	
Wheels & Tyres				
Wheels			Alloy 20"	
Tyres			245 / 50 R20	
Spare Tyre			Full Size Alloy	
Safety & Security				
Airbag			6 (Driver, Front Passenger and Side)	
ABS, ESC, VSM, EBD, TCS			Equipped	
Hill-Start Assist Control (HAC)			Equipped	
Down Hill Brake Control (DBC)			Equipped	
Multi Collision Brake (MCB)			Equipped	
Trailer Stability Assist (TSA)			Equipped	
Power Child Lock			Equipped	
Parking Assist System			Front and Rear	
ISOFIX			3 (2 in 2nd Row, 1 in 3rd Row)	
Hyundai SmartSense™				
Smart Cruise Control with Stop & Go (SCC w/S&G)			Equipped	
Blind-spot Collision-Avoidance Assist (BCA)			Equipped	
Rear Cross Traffic Collision-Avoidance Assist (RCCA)			Equipped	
Lane Keeping Assist (LKA)			Equipped	
Lane Following Assist (LFA)			Equipped	
Forward Collision-Avoidance Assist (FCA)			Equipped	
Forward Collision-Avoidance Assist - Junction (FCA-JT)			Equipped	
High Beam Assist (HBA)			Equipped	
Driver Attention Warning (DAW)			Equipped	
Leading Vehicle Departure Alert (LVDA)			Equipped	
Safe Exit Alert (SEA)			Equipped	
Rear Occupant Alert (ROA)			Equipped	

Type	Palisade 3.8GDI		Palisade 2.2 Diesel	
	7 Seaters	8 Seaters	7 Seaters	8 Seaters
Steering				
Steering Type	Rack and Pinion (C-MDPS)			
Tilt & Telescopic	Equipped (Manual)			
Exterior				
Headlamps	Dual LED (Low and high Projection)			
Tail lamps	LED Combination		Bulb Combination	
LED Daytime Running Light	Equipped			
Foglamp	Rear LED			
Outside Mirror Electric Control and Folding	Equipped with Puddle Lamp and Heating Function			
Roof Rack	Equipped			
Sunroof	Dual Power Sunroof with Tilting and Sliding Safety Function			
Interior				
Seats Materials	Nappa Leather / Leather			
Leather Steering Wheel and Gear Knob	Equipped			
Front Seats Adjustment	Memory Driver Seat 12-Way (with Cushion Extension and Lumbar Support) + 8-Way Power Passenger Seat			
Heated and Ventilated Front Seats	Equipped			
Heated and Ventilated 2nd Row Seats	Equipped	Heated Function Only	Equipped	Heated Function Only
Walk-In Device	Smart One-touch Walk-in for 2nd Row			
Suede Interior Linings (For Nappa Leather seat option)	A/B/C Pillars, Sunvisors and Headlining			
Supervision Cluster	Full Digital 12.3 inch TFT LCD			
Inside Rear View Mirror	Electronic Chromic Mirror (ECM)			
Power Window	4 Windows Auto Up and Down with Anti-Pinch			
LED Interior Lamp	Equipped			
Rear Door Curtain Shade	Equipped			
One Touch 2nd Row Seats Flat Folding	Equipped at Luggage Side			
Boot Space (litre)	SAE: 1,297 (with 3rd row folded) / 509 (with 3rd row occupied)			
Audio				
Audio System and Connectivity	12.3" Touchscreen with MP3 playback, AUX-in, USB, Bluetooth, Apple CarPlay®, Android® Auto and Voice Recognition			
Speakers	6 Speakers			
Steering Wheel Audio Control	Equipped			
Bluetooth with Voice Recognition	Equipped			
Comfort & Convenience				
Smart Key with Push Start Button	Equipped			
Head Up Display (HUD)	Equipped (TFT LCD Type)			
Paddle Shift	Equipped			
Drive Mode Select	Eco, Comfort, Sport, Smart			
Traction Mode Select	-		Snow, Mud and Sand	
Wireless Phone Charging (WPC)	Equipped			
Auto Light Control	Equipped			
Auto Wipers	Equipped			
Smart Power Tailgate	Equipped			
Rear-View Camera	Equipped with Dynamic Parking Guide			
Advance Tyres Pressure Monitoring System	Equipped			
Power Outlet	4 (Center Console, Front, Rear, Luggage Side)			
USB Port	7 (1 Multimedia + 6 Charging)			
Navigation	Waze / Google Map (Apple CarPlay® / Android® Auto)			
Front Air Conditioner	Dual Zone Full Auto			
Rear Air Conditioner	Single Zone Full Auto			

Pictures are for illustration purposes only. Actual units may differ. Terms & conditions apply. \*With Cushion Extension and Lumbar Support.

Dealer stamp